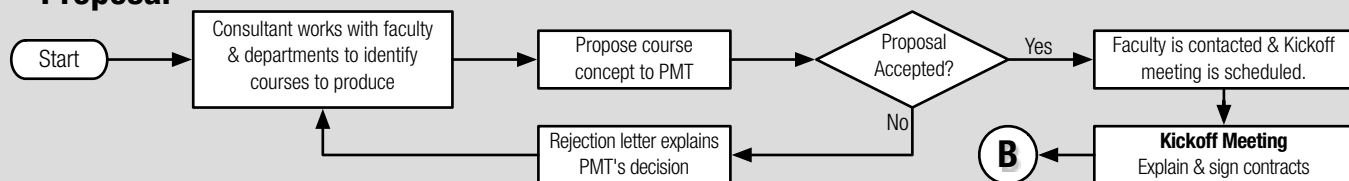
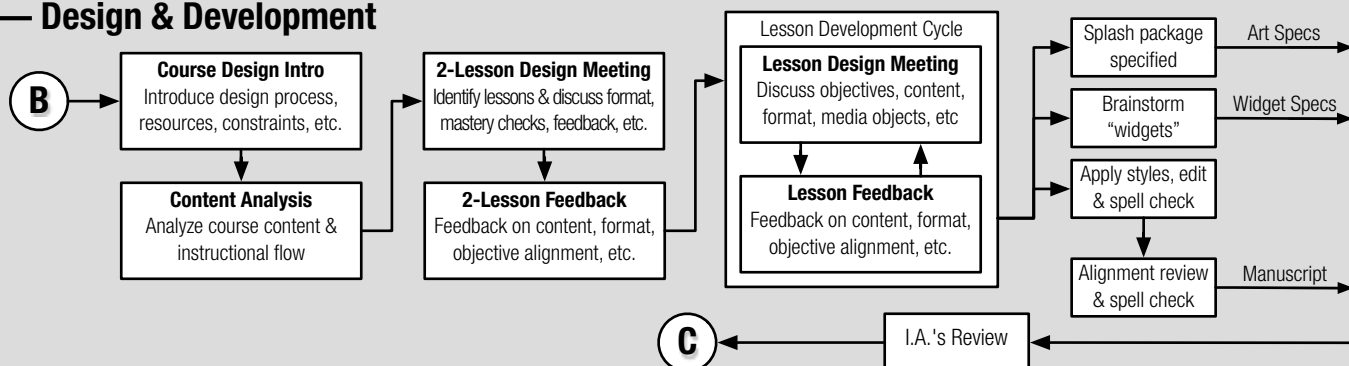


# University Independent Study Course Production Process

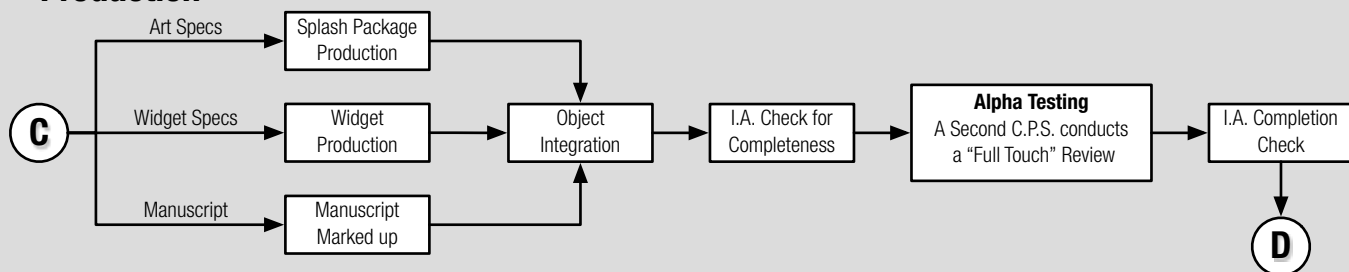
## A — Proposal



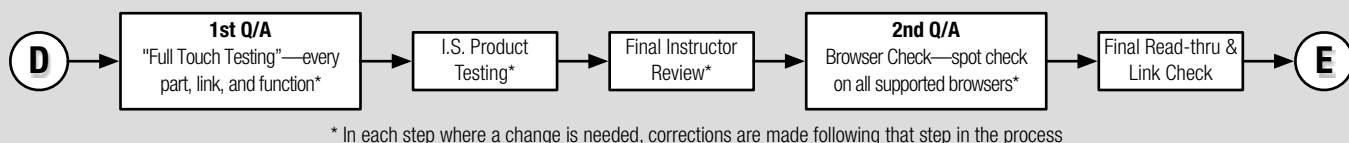
## B — Design & Development



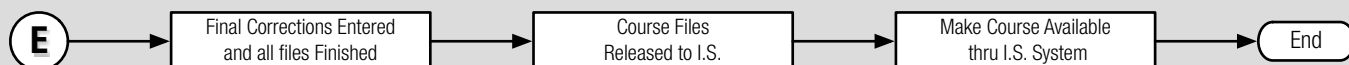
## C — Production



## D — Quality Assurance

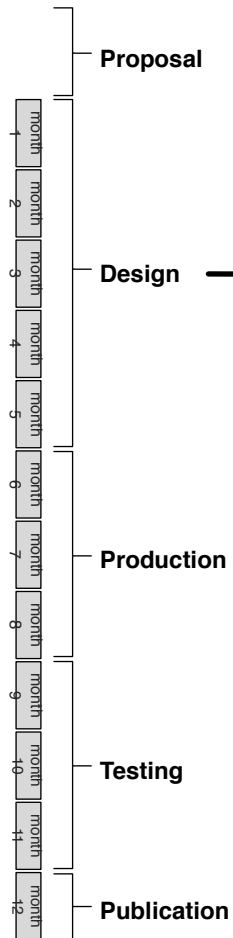


## E — Publication



# Independent Study Design Phase Timeline

## Independent Study Creation Timeline



### Course Design Meeting

- Introduce IS format
- Introduce resources

### Content Analysis Meeting

- Content analysis
- Set initial timeline

### Charette

- Brainstorm "Splash" package
- Brainstorm media objects

### Design Meetings

- Held as needed
- Usually weekly

## Milestones

### Kickoff Meeting

- Sign contracts
- Process overview
- Set expectations (200 hours of work)

### 1st Submission

- Submit 2 lessons, syllabus, outline, & exam questions
- Adjust timeline as needed
- 1st Payment

### Mid-way Checkpoint

- Half of all lessons should be submitted by this milestone
- Determine whether to continue contract

### Final Submission

- All lessons submitted
- 2nd Payment

